




PIPE HANDLING & SETTING TOOLS

10 - 1 - 11

Page 47

DEAN BENNETT SUPPLY CO
TOLL FREE : 800-621-4291
PRICES ARE YOUR NET COST



PVC PLASTIC PIPE ELEVATORS

These light weight PVC plastic pipe and casing elevators will work on either belled end pipe or pipe with couplings. Elevators are constructed of formed and welded 1/4" steel with a hinged opening. Zinc plated proof coil chains are included with these elevators. The 2" thru 6" elevators use 1/4" chain and are rated 1250 lbs test. Elevators 8" and larger use 5/16" chain and are rated 1750 lbs test.

DENVER STOCK SIZES OF ELEVATORS

20JK	2" Elevator	for 2-3/8" O.D. Pipe	\$ 220.00 a Pair
40JK	4" Elevator	for 4-1/2" O.D. Pipe	\$ 244.00 a Pair
45JK	4-1/2" Elevator	for 5" O.D. Pipe	\$ 248.00 a Pair
50JK	5" Elevator	for 5-9/16" O.D. Pipe	\$ 252.00 a Pair
60JK	6" Elevator	for 6-5/8" O.D. Pipe	\$ 270.00 a Pair

SPECIAL ORDER SIZES OF ELEVATORS

30JK	3" Elevator	for 3-1/2" O.D. Pipe	\$ 226.00 a Pair
80JK	8" Elevator	for 8-5/8" O.D. Pipe	\$ 340.00 a Pair
100JK	10" Elevator	for 10-3/4" O.D. Pipe	\$ 588.00 a Pair
ELEV12	12" Elevator	for 12-3/4" O.D. Pipe	\$ 592.00 a Pair
ELEV14	14" Elevator	for 14" O.D. Pipe	\$ 640.00 a Pair
ELEV16	16" Elevator	for 16" O.D. Pipe	\$ 660.00 a Pair

\$ 995.00 #26JS FLUSH JOINT PVC CASING CLAMP is a unique pipe holder that will handle all styles of 2" thru 6" plastic pipe. Although especially designed for flush O.D. pipe (smooth O.D. with no outside couplings), it will work equally well on normal belled end or coupled plastic pipe. No special inserts are needed. It is quick acting, as just one turn of the screw assembly locks the pipe in place. Large opening in base accomodates up to 6" coupling. Clamp has a strong aluminum base plate. Field proven and tested to over 4000 lbs, this pipe casing clamp is a Denver stock item.

ECONOMICAL DROP PIPE ELEVATORS

Just like the chain type elevators above for PVC casing, these are designed for 1", 1-1/4" and 1-1/2" PVC drop pipe. Close around the pipe, drop in the pin, and lift to hold the pipe.

\$ 206.00	10JK	Pair of 1" chain type drop pipe elevators for setting pumps.
\$ 212.00	12JK	Pair of 1-1/4" chain type drop pipe elevators for setting pumps.
\$ 218.00	15JK	Pair of 1-1/2" chain type drop pipe elevators for setting pumps.

INTERNAL PVC PIPE CUTTERS

This tool allows you to make accurate, square cuts at floor level or in other blind locations. Easily preset for depth of cut, they slide inside the pipe and make their cuts in seconds. User must supply power source - 1/2" capacity, 350 - 450 rpm drill, rated at 4.6 to 6 amps is recommended.

\$ 76.00	#2290	2" SCH 40 CUTTER has a cutting range of 1-5/8" to 8-1/4" from top of your 2" Sch 40 PVC or ABS pipe. (Use #1293 2" Replacement Blade Only - \$ 24.95)
\$ 106.00	#4290	4" SCH 40 CUTTER has a cutting range of 1-5/8" to 11-5/8" from the top of your 4" Sch 40 PVC or ABS pipe. (Use #4293 4" Replacement Blade Only - \$ 34.50)
\$ 186.00	#6000	6" SCH 40 CUTTER has a cutting range of 1-5/8" to 11-5/8" from the top of your 6" Sch 40 PVC or ABS pipe. (Use #4293 4" Replacement Blade in 6" - \$ 34.50)
\$ 92.00	#3490	3" SCH 80 CUTTER has a cutting range of 1-5/8" to 11-5/8" from the top of your 3" Sch 80 PVC or ABS pipe. (Use #3293 3" Replacement Blade Only - \$ 29.50)
\$ 199.00	#700778	6' Long Drive Shaft for 3", 4" and 6" internal cutters for extending reach.
\$ 199.00	#700777	6' Long Drive Shaft for 1-1/2" and 2" internal cutters for extending reach.
\$ 97.00	DPVGGPP	DROP PIPE VISE GRIP FOR 1" POLY PIPE handy and inexpensive pipe holder for 1" polyethylene coiled plastic pipe. Similar to normal vise grips or channel locks, the serrated split coupling grips the smooth walled poly pipe during installation or removal. This tool has a non-shock load limit of 1000 lbs.
\$ 97.00	DPVG114	DROP PIPE VISE GRIP FOR 1-1/4" POLY PIPE.